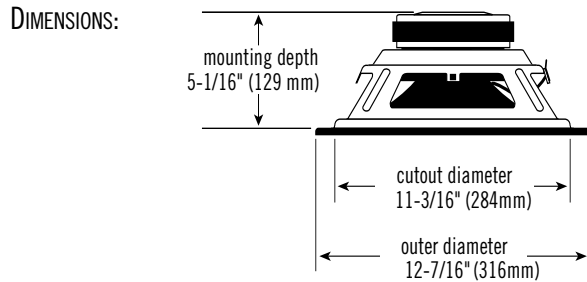




GTO 1204D 12" Woofer – Technical Data

SPECIFICATIONS

DIAMETER:	12" (305mm)
SENSITIVITY (2.83 V @ 1 m):	93 dB
POWER HANDLING:	300 W _{RMS} 1200 W _{PEAK}
FREQUENCY RESPONSE:	23 ~ 400 Hz
NOMINAL IMPEDANCE:	2 or 8 OHMS
VOICE-COIL DIAMETER:	2.0" (51.0 mm)



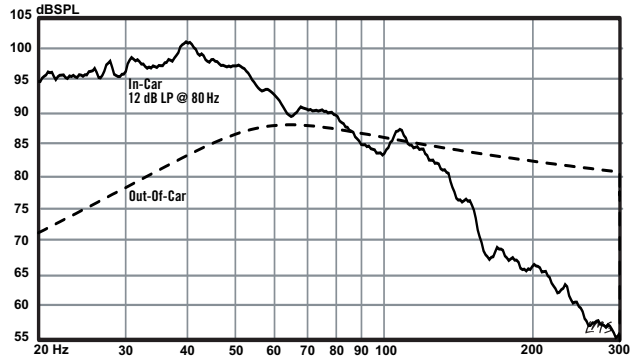
THIELE-SMALL PARAMETERS

VOICE COIL DC RESISTANCE:	R_{EVC} (OHMS)	1.93
VOICE COIL INDUCTANCE @ 1 kHz:	L_{EVC} (MH)	1.10
DRIVER RADIATING AREA:	S_D (IN ²)	82.46
	S_D (M ²)	532.00
MOTOR FORCE FACTOR:	BL (TM)	10.17
COMPLIANCE VOLUME:	V_{AS} (FT ³)	3.34
	V_{AS} (LITERS)	94.47
SUSPENSION COMPLIANCE:	C_{MS} (μM/N)	233.70
MOVING MASS, AIR LOAD:	M_{MS} (GRAMS)	181.00
MOVING MASS, DIAPHRAGM:	M_{MD} (GRAMS)	173.80
FREE-AIR RESONANCE:	F_S (Hz)	24.50
MECHANICAL Q:	Q_{MS}	6.97
ELECTRICAL Q:	Q_{ES}	0.52
TOTAL Q:	Q_{TS}	0.48
MAGNETIC-GAP HEIGHT:	H_{AG} (IN)	3/8
	H_{AG} (MM)	9.00
VOICE-COIL HEIGHT:	H_{VC} (IN)	1-5/16
	H_{VC} (MM)	34
MAXIMUM EXCURSION:	X_{MAX} (IN)	1/2
	X_{MAX} (MM)	12.50

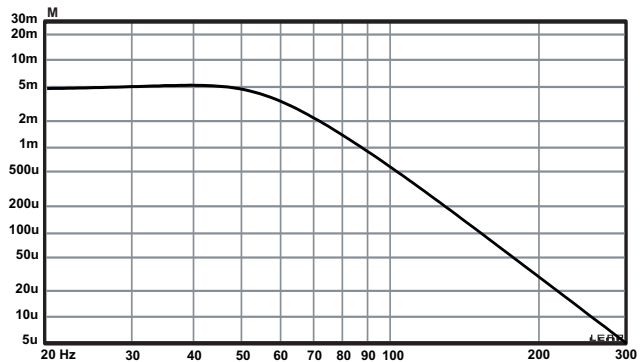
SEALED BOX VOLUME (INCLUDES DRIVER DISPLACEMENT)



SEALED ENCLOSURE FREQUENCY RESPONSE @ 2.83 V



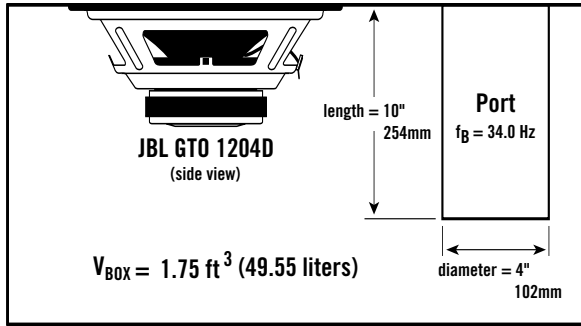
SEALED ENCLOSURE CONE EXCURSION @ 300 W



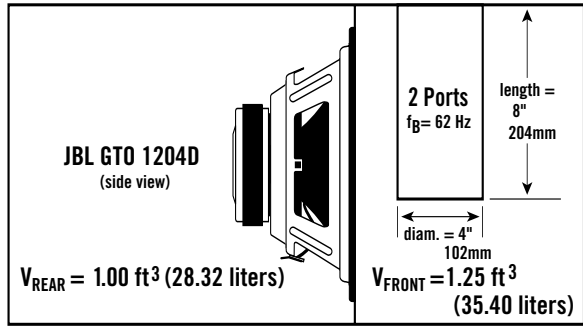


GTO 1204D 12" Woofer – Technical Data

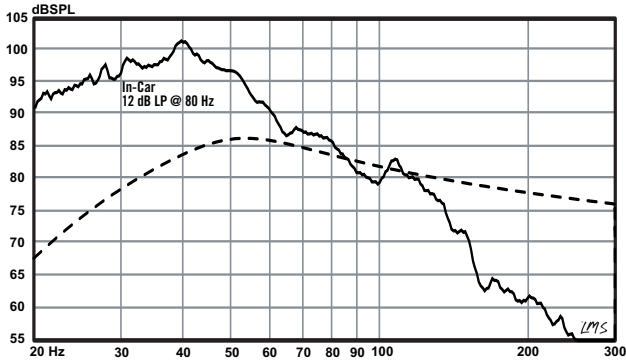
VENTED BOX VOLUME (INCLUDES DRIVER/PORT DISPLACEMENTS)



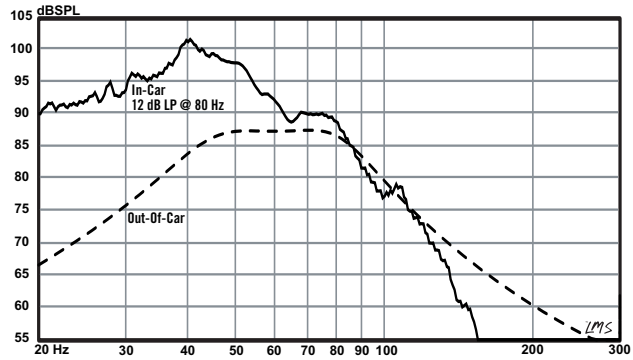
BANDPASS BOX VOLUME (INCLUDES DRIVER/PORT DISPLACEMENTS)



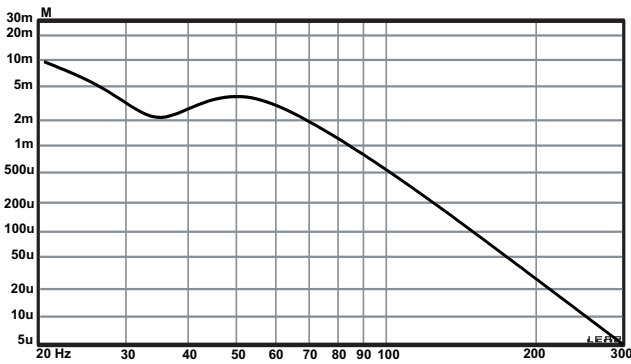
VENTED ENCLOSURE FREQUENCY RESPONSE @ 2.83 V



BANDPASS ENCLOSURE FREQUENCY RESPONSE @ 2.83 V



VENTED ENCLOSURE CONE EXCURSION @ 300 W



BANDPASS ENCLOSURE CONE EXCURSION @ 300 W

